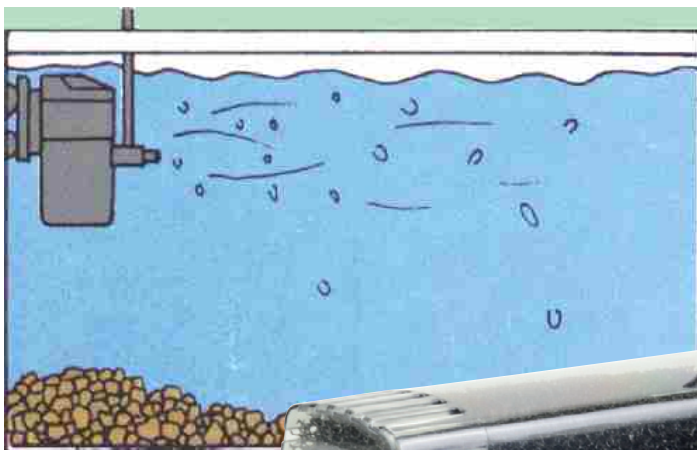


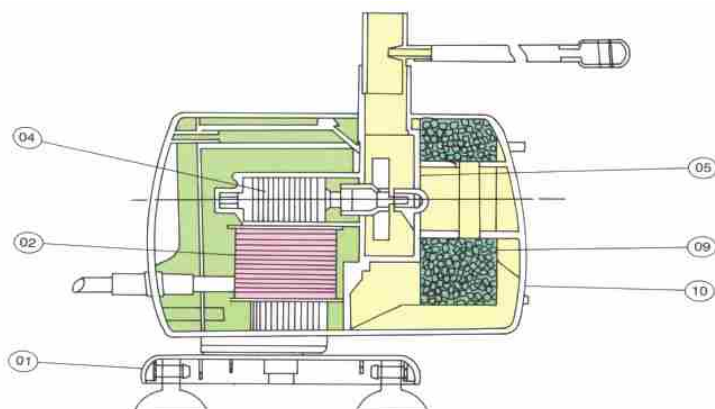
DI A DG : CF : CI BH5-B CF 5EI 5F4 A
HMD9; F



High performance pump-for marine and fresh water tanks.
One-price rotor assembly-suitable for biological and wet-and dry (Trickle) filtes and for water circulation, fountain.

Model		Max. Flow liter/hr	Max. Head Meters	Power Watt
AQUARIUM PUMPS	FOUNTAIN PUMPS			
GR-900F	GF-900F	900	0.5	8
GR-2000F	GF-2000F	2000	2	32
GR-2500F	GF-2500F	2400	2.4	42
GR-3000	GF-3000	2950	3	74
GR-3500	GF-3500	3400	3.3	88
GR-4000	GF-4000	3860	4	100

Remarks: Models with "F" mean with large filter.



Item	Description
01	Base
02	Motor
04	Impeller / Rotor Assembly
05	Impeller Cover
09	Filter Foam
10	Strainer


- Compact size, low energy consumption, and high efficiency performance for attractive water effects in any situation.



- Interchangeable water heads, telescopically adjustable extension tube, adjustable water fall off-take facility, modular pre-filter system, suiting any surrounding.

The mains electrical parts and components are double insulated for safety and are fully encapsulated in epoxy resin for total protection against moisture.

- Extremely compact rotating unit. Double bearing bushings with highly vibration-absorbing dampers. Carefully selected materials and strict quality control on automated lines to guarantee maximum long-term reliability.

Fountain pumps are optional with five different jet

Water Ball		
Double Daisy		
Tulip		

	Telescopically Adjustable Extension Tube
	Diverter Flow Control Valve

