

VERTICAL LEVEL SWITCH

Type NMV



Manual

Construction

Material: polypropylène

Protection : IP65

Mouting : 1/2" G

Limites d'utilisation

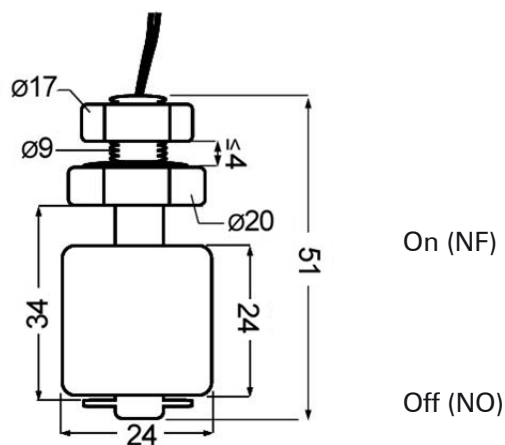
Maximum voltage : 250 V AC - 200 V DC

Maximum current : 2 A

Maximum pression : 10 bar

Maximum operating temperature : 80°C en continu

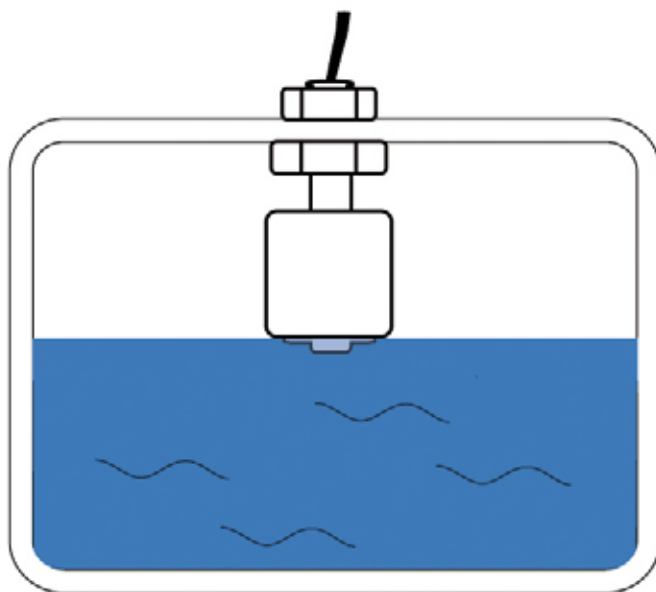
Dimensions



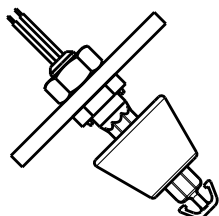
Installation

Drilling diameter $\varnothing 10$ mm.

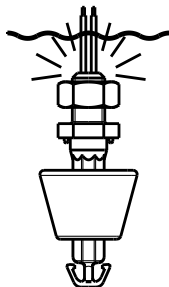
Place the sensor from the inside of the tank, and from the outside, screw the nut to fix it.



Recommendations for the setting up




Make sure it is installed in vertical position

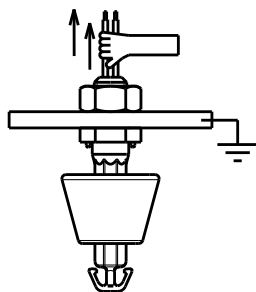


Cable side

No immersion
No humidity
No vapour
No run off allowed
A specific request is otherwise necessary in particular for air-conditioning applications

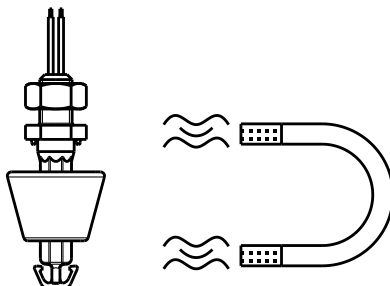


Check the water tightness between the float assembly and the cable assembly

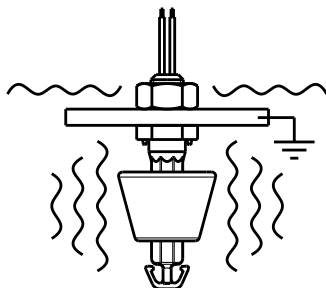


Cable side

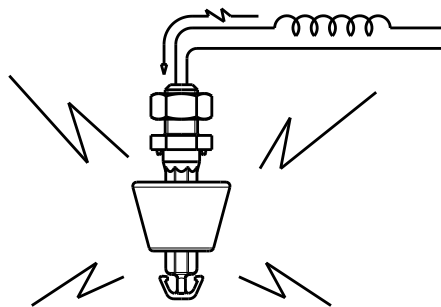
No traction exerted on the wires



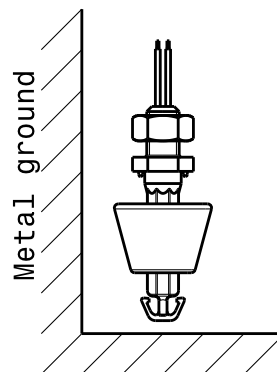
Make sure there is no magnetic field in the vicinity



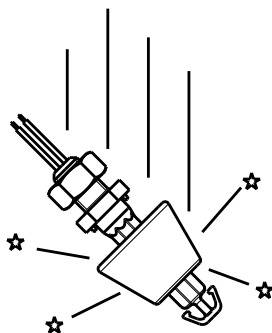
Make sure there are no vibrations in the installation area
A specific request is otherwise necessary



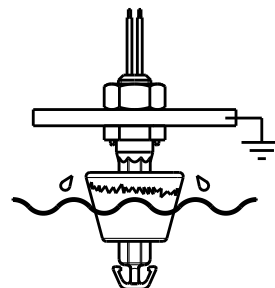
Check the kind of electric load on the contacts
The value indicated on the drawing is for a resistive load only!



Do not install in the vicinity of a magnetic metal ground
Risk of modification or disturbance in the detection



Avoid any shock to the level sensor when stored or when fitted as it may otherwise modify its characteristics



Make sure the chemical character of the liquid used is compatible with the components of the sensor that are immersed, in combination with the operating or peak temperature and the required lifetime